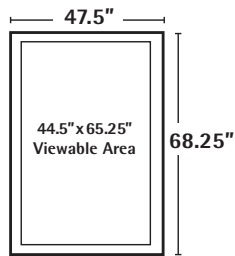


Artwork Specifications

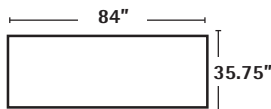
5724 S. College Ave. Fort Collins, CO 80525 • O: 970.266.0979 F: 970.225.1560

Graphics: 970.266.0979, ext. 4091/4092



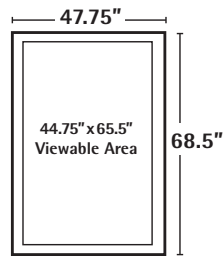
Denver Metro Shelter

- Overall Trim Size: 47.5"w x 68.25"h
- Viewable Area: 44.5"w x 65.25"h



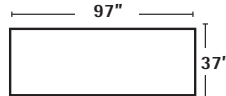
Denver Full House Back Panel

- Overall Trim Size: 84"w x 35.75"h
- Viewable Area: same



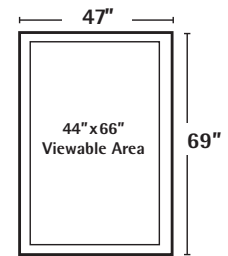
Las Vegas Metro Shelter

- Overall Trim Size: 47.75"w x 68.5"h
- Viewable Area: 44.75"w x 65.5"h



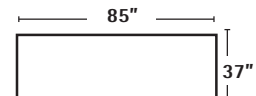
Las Vegas Full House Back Panel

- Overall Trim Size: 97"w x 37"h
- Viewable Area: same



Salt Lake City Metro Shelter

- Overall Trim Size: 47"w x 69"h
- Viewable Area: 44"w x 66"h



SLC Full House Back Panel

- Overall Trim Size: 85"w x 37"h
- Viewable Area: same

Accepted file formats:

PSD (Photoshop)

AI (Illustrator)

INDD (InDesign)

PDF (Acrobat)

EPS (Encapsulated Postscript)

TIFF, TIF (Tagged Image File Format)

JPEG (300 DPI - High Resolution)

File Formats Not Accepted:

QXD (QuarkXpress/Quark Passport)

PUB (MS Publisher)

CDW (Corel Draw)

Please convert these files to PDF or EPS with all fonts provided or converted to outlines.

Paper Used in Printing

Cubside Billboards:

Sihl Optilux Backlit
Outdoor (3961) 6.5 mil
front print polyester film.

Submitting Files

If the final artwork is under 8MB, it can be stuffed* or zipped* and e-mailed to graphics@opoutdoor.com
Files may also be sent via FTP. For uploading instructions, please contact us via phone at 970.266.0979, ext 4091/4092, or the above e-mail address.

Photoshop, etc.

All raster files *must* be prepared at the following resolutions:

Designing at 100% - 100 PPI

Designing at 50% - 150 DPI

Designing at 25% - 200 DPI

*Wide-format printers are not like regular presses and do not need raster images to be at such a high resolution. Please follow the resolution guidelines set here.

- Convert all colors to CMYK. **NO RGB COLORS.**
- Provide a layered Photoshop file as well as a flattened TIFF or PSD file.

Illustrator, etc.

- Prepare files using CMYK colors. **NO RGB COLORS.**
- Convert all fonts to paths (create outlines) to avoid font issues.
- Save files as AI, EPS or PDF.
- Embed all linked files into the final file, or provide linked files.

InDesign, etc.

- Save each design as a separate PDF file.
- If you are unable to save files as a PDF, please save each page as an EPS file and include all fonts and images.

No bleeds are necessary for any artwork. Please DO NOT build them into files. Please leave all crop marks off the final product.

Note: All designs are subject of approval by municipal authorities.
No vulgar or sexually explicit materials are allowed.